

# GRIP zips

## Easy fit pin




Image1

### Why the GRIP zip?

To insert the pin into the box for zipping up, typically, we support the bottom of the box with one hand and use the other hand to insert the pin into the box, feeling for the pin's tip to reach level with the edge of the box (Image 1). This is not difficult to accomplish for normal adults.

However, small children and elderly persons have difficulties to close their front opening zips of their jackets, fleeces or sweatshirts as they struggle to locate the pin end into the box.

Opti has developed a special P60 Open End part to ease the pin entry.

The GRIP zip is a smart invention that makes zipping up the jacket, a less daunting task particularly for children, the disabled and the elderly.


### Technical characteristics

The lattice secures the textile tape edges and makes them firmer for easily pushing the pin through the slider and the box.

The main advantage is that all closure parts – tapes and box – get aligned flush at the bottom edge (Image 2). This makes it easier for the finger to feel the alignment and then close the zip (Image 1).

The lattice is moulded on to the front side of the tape (there is no lattice on the back of the zip) and is amenable for sewing (Image 3).

The specially shaped top stop prevents the slider from pinching the neck skin (image below).



### Zip models and functions:

P60 OE

### Main uses

Outerwear

Sweatshirts

Knitwear

Fleeces

### Benefits

Our new GRIP zip makes it easy for kids and elderly persons to insert the pin into the box to close the zip.




Image2



Image3